





SPOT THE DIFFERENCE - PICTURESQUE



ALL CARDS HAVE REVERSIBLE SIDES



Side A

Side B

Some tiles are obvious (with missing characters) and others are more subtle.


INSTRUCTIONS



Sample Column A



Sample Column B



Sample Column C

Instructions

Beginner: *Sample Column A illustrates the easiest level with no characters on each tile. Ask the child to memorise the tiles and then turn around. Reverse one tile. Ask the child to Spot The Difference.*

Difficulty: *As the child improves, more tiles can be reversed, swapped or replaced. Any card can be reversed. Any two cards on the same level can be swapped. Any tile can be replaced by another tile not in play (on the same level). More columns may be added to further increase the difficulty level.*